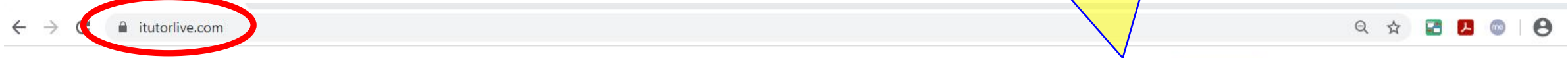


1-on-1 Class Booking Tutor's Instructions

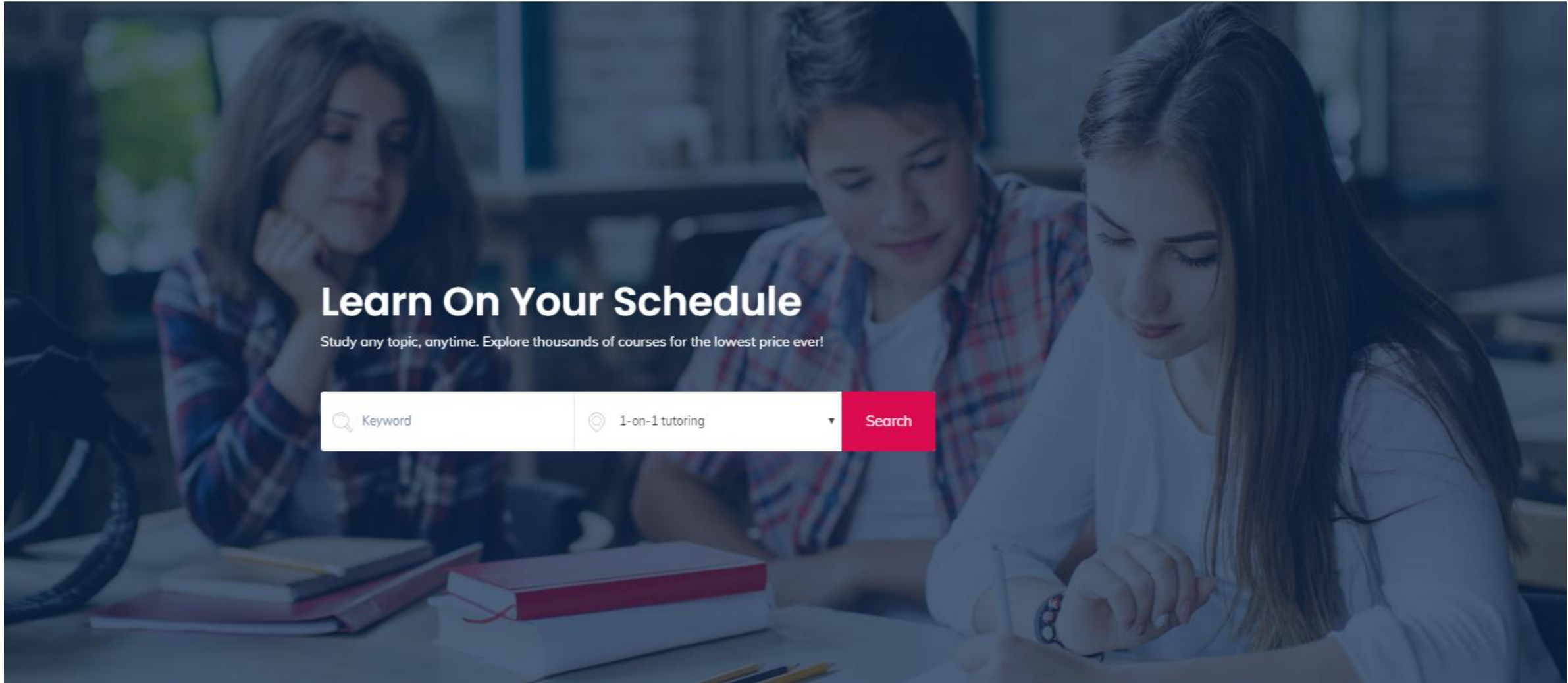
GO TO WEBSITE WWW.ITUTORLIVE.COM

To sign in click on **Sign in** tab



[Sign in](#)

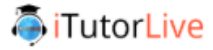
[Sign up](#)



Learn On Your Schedule

Study any topic, anytime. Explore thousands of courses for the lowest price ever!

TUTOR LOG-IN



[Home](#)

[Our Programs](#) ▾

[Pricing](#)

[Blogs](#)

[About Us](#)

[Contact Us](#)

[FAQ](#)

[Whiteboard](#)

[Sign in](#)

[Sign up](#)

Login

Enter **User Name**

User Name

Enter **Password**

Password

Click **Login**

Login

[Forgot Password?](#)

 [Haven't An Account? Click here](#)



TUTORS

ABOUT US

ONLINE TUTORING

TUTOR DASHBOARD

The screenshot displays the iTutorLive instructor dashboard. At the top, the browser address bar shows the URL `144.202.6.75/account/instructor/`. The navigation menu includes Home, Our Programs, Pricing, Blogs, About Us, Contact Us, FAQs/How-Tos, and Whiteboard. The user profile for Don Tran is visible in the top right corner.

The dashboard features a left sidebar with the following menu items: Dashboard (highlighted), My Profile, Notifications (155), Group Classes, Lecture Notes, 1-on-1 Classes, Homework Help, and Account information. A callout box points to the '1-on-1 Classes' item with the text: "Click 1-on-1 Classes to create 1-on-1 class with your student. A drop-down menu will appear".

The main dashboard area contains three summary cards: Curriculum (0), Group tutoring (1), and Student 1-On-1 (0). Below these is a Homework Help section with 23 classes. A Notifications section on the right lists three recent alerts: "Student Don Tran Cancel 1 On 1", "Student Book 1 On 1", and "Book Successfully".

TUTOR 1-ON-1 CLASSES

The screenshot shows the iTutorLive instructor dashboard. At the top, the browser address bar displays "144.202.6.75/account/instructor/". The navigation menu includes "Home", "Our Programs", "Pricing", "Blogs", "About Us", "Contact Us", "FAQs/How-Tos", and "Whiteboard". The user profile "Don Tran" is visible in the top right corner.

The dashboard features three main statistics cards: "Curriculum" (0), "Group tutoring" (1), and "Student 1-On-1" (0). A "Homework Help" section shows 23 classes. A "Teaching Schedule" table is located at the bottom.

A yellow callout box with a blue arrow points to the "Create 1-on-1 Class" option in the left sidebar, with the text "Click Create 1-on-1 Class".

Name	Type	Subject	Schedule	Total	Price	Action
Class with Dagem, Trevor and Jasmine April (#1/4)	Group class	Chemistry	2022-04-09, 10:00 AM - 12:00 PM	2/3 students	40	UPCOMING

TUTOR 1-ON-1 CLASS CREATION PAGE

The screenshot shows the iTutorLive interface for creating a 1-on-1 class. The browser address bar indicates the URL: 144.202.6.75/account/instructor/oneone/register. The user is logged in as Don Tran, with 155 notifications. The main content area is titled "1-On-1 Request" and features a "Create" button. Below the title is a table with the following headers: Description, Grade level, Price, Schedule, Status, and Action. A yellow callout box highlights the "Create" button with the text: "Click **Create** to create 1-on-1 class. The calendar will pop up to choose the date and time".

Home / 1-On-1 Request

1-On-1 Request [Create](#)

Description	Grade level	Price	Schedule	Status	Action
-------------	-------------	-------	----------	--------	--------

Click **Create** to create 1-on-1 class. The calendar will pop up to choose the date and time

Activate Windows
Go to Settings to activate Windows.

TUTOR 1-ON-1 CLASS PAGE

Enter **Start time** and **End time** ACCURATELY.
Note: Fee is charged per minute

The screenshot shows the iTutorLive interface for creating a 1-on-1 class. The browser address bar shows the URL: 144.202.6.75/account/instructor/oneone/create. The user is logged in as Don Tran. The page includes a sidebar with navigation options like Dashboard, My Profile, Notifications (155), Group Classes, Lecture Notes, 1-on-1 Classes (selected), Create 1-on-1 Class, Teaching list, Homework Help, Account information, Student Reviews, Course Commentary, and Help. The main content area has a form for class creation with the following fields: Start date (calendar showing April 9, 2022), Start time (14:00), End time (15:00), Subject (Chemistry), Grade level (Grade 10), and Description (1-on-1 Class with Trevor (April, session #1/4)). Below the form is a search bar with the text 'don' and a 'Search' button. A table lists students with columns for Name, Phone number, Email, Class, Teacher's name, and Avatar. The table contains three rows: Braydon Yonin, Don Tran (selected), and Mahdi Adaweh Bahdon. A 'Book class' button is at the bottom left. Callouts provide instructions: 'Enter Start time and End time ACCURATELY. Note: Fee is charged per minute' points to the time fields; 'Choose Subject you need help with' points to the Subject dropdown; 'Choose Grade for your subject' points to the Grade level dropdown; 'Write a short Description about the class' points to the Description text area; 'To add student, type student's name then click Search, then click the checkbox next to student' points to the search bar and the Don Tran row in the table; 'Click Book Session to notify your tutor Note: Cancellation must be 24h in advance to get full refund' points to the Book class button.

Choose **Subject** you need help with

Choose **Grade** for your subject

Write a short **Description** about the class

To add student, type student's name then click **Search**, then click the checkbox next to student

Click **Book Session** to notify your tutor
Note: Cancellation must be 24h in advance to get full refund

TUTOR 1-ON-1 CLASS PAGE

The screenshot shows the iTutorLive website interface. The browser address bar indicates the URL is 144.202.6.75/account/instructor/oneone/register. The user is logged in as Don Tran, located in Edmonton, Canada. The main content area displays a '1-On-1 Request' section with a 'Create' button. Below this is a table of requests:

Description	Grade level	Price	Schedule	Status	Action
1-on-1 Class with Trevor...	Grade 10 Chemistry	\$30	2022-04-09, 02:00 PM - 03:00 PM	Waiting student	View detail

Two yellow callout boxes provide instructions:

- Once submitted, the 1-on-1 class will show up in the Dashboard with status **Waiting Student** for student to accept
- Student must go into their account and click **1-on-1 Classes** on the Dashboard and then click **Accept** in order for class to be active

At the bottom right, there is a watermark: 'Activate Windows Go to Settings to activate Windows.'

TUTOR DASHBOARD

The screenshot shows the iTutorLive instructor dashboard for Don Tran. The left sidebar contains navigation options: Dashboard, My Profile, Notifications (157), Group Classes, Lecture Notes, 1-on-1 Classes, Homework Help, Account information, Student Reviews, Course Commentary, Help, and Log Out. The main content area features a 'Teaching Schedule' table and a '1-on-1 Request' card. Two callouts provide instructions: one points to the '1-on-1 Classes' menu item, and another points to the 'UPCOMING' status in the schedule table.

Class cancellation can be done by going into Teaching List under 1-on-1 Classes on your Dashboard. Cancellation must be done at least 24 h before class time

Once accepted by your student the class will have status Upcoming which will become Join when class starts. Click on "Join" to start tutoring session with your student

Name	Type	Subject	Schedule	Total	Price	Action
Class with Dagem, Trevor and Jasmine April (#1/4)	Group class	Chemistry	2022-04-09, 10:00 AM - 12:00 PM	2/3 students	40	UPCOMING
class 1 1 vs Don Tran	1-On-1	Chemistry	2022-04-09, 02:00 PM - 03:00 PM	1 student	30	UPCOMING